







Mounting Systems Comparison Chart

		Max Weight or Product Supported (lb.)	Range/Reach (in)	Product Connection Method	Mounting Surface(s)	Base Attachment Method	Weight of Mount (lb.)
Clip Clamp #3706		2½ lbs	27"	Spring loaded clip	Wheelchair, Tabletop, Bedrail, Tray	Super Clamp	5¾ lbs
Gumball Switch on Easy Flex Mount #1015		N/A	26"	N/A	Wheelchair, Tabletop, Bedrail, Tray	Adjustable Clamp	1 lb
iPad Mounting System #1556		3 lbs	14½" - 24"	Mounting platform w/flexible cords	Wheelchair, Tabletop, Bedrail, Tray	Super Clamp	3½ lbs
Light Duty Magic Arm System #1557		3.3 lbs	14" - 24"	Mounting Plate or Mounting Platform	Wheelchair, Tabletop, Bedrail, Tray	Super Clamp	2¼ lbs
Magic Arm Mounting System #1631		6 lbs	20½"	Circular & Rectangular Plates to hold Communicators or Tablets	Wheelchair, Tabletop, Bedrail, Tray	Super Clamp	3½ lbs
EZ Mounts #1594, 1596, 1597, 1598, 1601, 1602, 1603 & 1605		N/A	N/A	Snap-in trays	Wheelchair, Chair arm; additional options when used with Tray Adapters #1595	Velcro	4-6 oz.