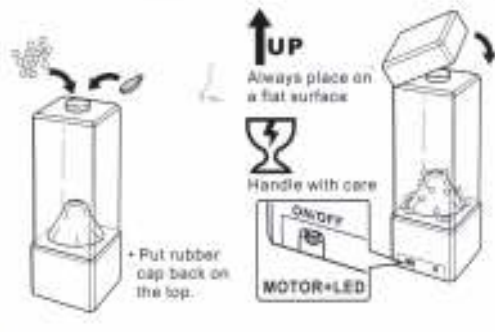
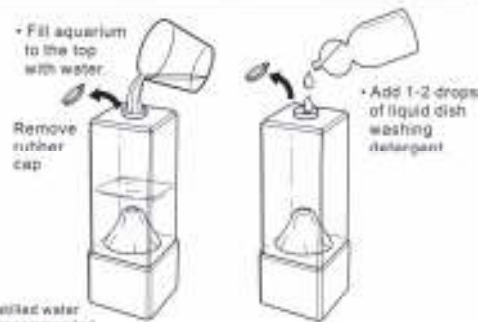
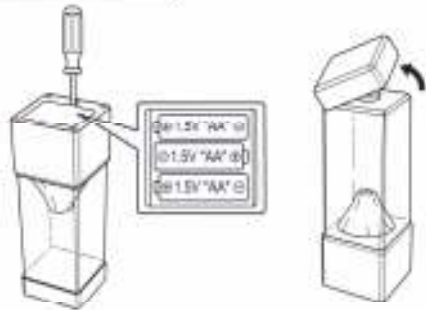


Instruction: →



Volcano Lamp - #3289

USER'S GUIDE

For Technical Support:

Call our Technical Service Department
Monday through Friday, 9 a.m. to 5 p.m. (EST)
1-800-TEC-TOYS or 1-800-832-8697
customer_support@enablingdevices.com


Enabling Devices

50 Broadway
Hawthorne, NY 10532
Tel. 914.747.3070 / Fax 914.747.3480
Toll Free 800.832.8697
www.enablingdevices.com

Undersea Volcanic Eruption!

Activate your capability switch and red lava beads continuously erupt from the volcano to create a wonderful visual display. Soft lights enhance the eruptions. Great to increase visual attention. Size: 8 ¾ "H x 3"W .Requires 3 AA Batteries.

Operation:

1. Volcano Lamp requires 3 AA batteries. Use alkaline batteries only (e.g. Duracell or Energizer brand). Do not use rechargeable, heavy-duty or any other type of batteries because they supply lower voltage and the unit will not perform properly. Never mix old and new batteries together or different brands or types together. Follow the installation and fill diagram on the back cover of this guide.
2. Next plug in your external capability switch into the female 1/8" jack, located in the side of the Volcano Lamp. If your switch has a ¼" male plug, then order one of our #1170 ¼" to 1/8" adapters. Make sure the male plug is pressed firmly into the female jack, there should be not gaps. Set the Volcano Lamp's **ON/OFF** switch to **OFF**. You can now activate the flowing Lava with your switch.
3. When you activate your switch the Lava will flow. Once you release your switch the Lava will stop.
4. The Volcano Lamp can be used normally without the use of a external switch.

Troubleshooting:

Problem: The Volcano Lamp does not turn on when switch is depressed.

Action #1: Make sure that you press all connections firmly together. Any gaps may interrupt electrical connection. Volcano Lamp's **ON/OFF** switch needs to be set to **OFF** for external switch use.

Action #2: Make sure batteries are fresh.

Action #3: Try a different switch with your Volcano Lamp to rule it out as the source of the problem.

Care of Unit:

The Volcano Lamp can be wiped clean with any mild household multi-purpose, non-abrasive cleaner and disinfectant. We recommend Simple Green, which is a non toxic biodegradable all-purpose cleaner.

Do not submerge the unit in any fluids, as it will damage the contents and the electrical components.

Do not use abrasive cleaners, as they will scratch the surface of the unit.