






ADAPTED ELECTRONICS COMPARISON CHART

ITEM #	ITEM NAME	Media Type Available on Device						Power Source		Power On/Off Mechanism		Device Functions and Types of Switches That Can Be Used				What Switches Control			
		AM/FM RADIO	TAPE	CD	MP3 AUX JACK	BLUETOOTH	HEADPHONE JACK	BATTERIES	AC	BUTTON	SLIDE SWITCH	RADIO	TAPE	CD	MP3	PLAY	PAUSE	STOP	ADVANCE
393		Yes	Yes	Yes	Yes	No	No	Yes 8 D	No	No	Yes	ALL: Momentary, On/Off, Latch or Wireless	ALL: Momentary, On/Off, Latch or Wireless	Momentary & Wireless Only	Not Switch Adapted	Yes	CD & Tape Only	Radio Only	No
5943		Yes	Yes	Yes	Yes	No	Yes	Yes 6 C	No	No	Yes	N/A	N/A	N/A	N/A	Yes	Yes	Yes	Yes
3414	PORTABLE CD PLAYER W/RADIO 	Yes	No	Yes	Yes	No	No	Yes 6 C	No	Yes	No	ALL: Momentary, On/Off, Latch or Wireless	N/A	Momentary & Wireless Only	Not Switch Adapted	Yes	CD Only	Radio Only	No

ITEM #	ITEM NAME	Media Type Available on Device						Power Source		Power On/Off Mechanism		Device Functions and Types of Switches That Can Be Used				What Switches Control			
		AM/FM RADIO	TAPE	CD	MP3 AUX JACK	BLUETOOTH	HEADPHONE JACK	BATTERIES	AC	BUTTON	SLIDE SWITCH	RADIO	TAPE	CD	MP3	PLAY	PAUSE	STOP	ADVANCE
3423	SONY BOOM BOX W/AC ADAPTER 	Yes	Yes	Yes	Yes	No	Yes	2 AA for circuit only	Yes	Yes	No	Momentary & Wireless	Momentary & Wireless	Momentary & Wireless	Not Switch Adapted	Yes	Tape & CD	Radio Only	No
6	SING ALONG CD PLAYER 	No	No	Yes	No	No	Yes	Yes 8 C	No	No	Yes	N/A	N/A	Momentary & Wireless Only	N/A	Yes	Yes	No	No

GLOSSARY FOR CHART

Momentary Switch - Press the switch and the device stays on as long as you maintain pressure on the switch. Once you release the switch, the device stops working.

On/Off or Latch Switch - Press the switch once and release, the device turns on. Press the switch a second time and release, the device turns off. Works just like a light switch. (See Item #7805 On/Off Jumbo Switch)

Timer Switch - You can preset an amount of time that a device will stay on once the switch is pressed. The time can be set for 0 to 120 seconds. Once the timer is set, press the switch once and release and the device will activate for the time recorded.

Wireless Switch - When the switch is pressed, it transmits a signal to the receiver (included), which activates a device up to 20 feet away. (See Item #786 Wireless Gumball Switch)