







Mounting Systems Comparison Chart

		Max Weight of Product Supported (lb.)	Range/Reach (in)	Product Connection Method	Mounting Surface(s)	Base Attachment Method	Weight of Mount (lb.)
Clip Clamp #3706		2½ lbs	27"	Spring loaded clip	Wheelchair, Tabletop, Bedrail, Tray	Super Clamp	5¾ lbs
Dual Mounting Arms (Two Section) #1585		11 lbs	24"	Mounting Plate or Mounting Platform	Wheelchair, Tabletop, Bedrail, Tray	Super Clamp	1 lbs
Dual Mounting Arms (Three Section) #1584		10 lbs	24"	Mounting Plate or Mounting Platform	Wheelchair, Tabletop, Bedrail, Tray	Super Clamp	1¾ lbs
Easy Flex Mount #1016		2 lbs	26"	Velcro	Wheelchair, Tabletop, Bedrail, Tray	Adjustable Clamp	1 lb
Easy Flex Triple Mount #9073		2 lbs	20"	Velcro Mounting Plate	Wheelchair, Tabletop, Bedrail, Tray	Super Clamp	2¼ lbs
Gooseneck Mounting System #1550		2½ lbs	20¼"	Circular plate w/Swivel ball joint	Wheelchair, Tabletop, Bedrail, Tray	Super Clamp	2¼ lbs

		Max Weight of Product Supported (lb.)	Range/Reach (in)	Product Connection Method	Mounting Surface(s)	Base Attachment Method	Weight of Mount (lb.)
Gumball Switch on Easy Flex Mount #1015		N/A	26"	N/A	Wheelchair, Tabletop, Bedrail, Tray	Adjustable Clamp	1 lb
iPad Mounting System #1556		3 lbs	14½" - 24"	Mounting platform w/flexible cords	Wheelchair, Tabletop, Bedrail, Tray	Super Clamp	3½ lbs
Light Duty Magic Arm System #1557		3.3 lbs	14" - 24"	Mounting Plate or Mounting Platform	Wheelchair, Tabletop, Bedrail, Tray	Super Clamp	2¼ lbs
Magic Arm Mounting System #1631		6 lbs	20½"	Circular & Rectangular Plates to hold Communicators or Tablets	Wheelchair, Tabletop, Bedrail, Tray	Super Clamp	3½ lbs