









ADAPTED ELECTRONICS COMPARISON CHART

ITEM #	ITEM NAME	Media Type Available on Device						Power Source		Power On/Off Mechanism		Device Functions and Types of Switches That Can Be Used				What Switches Control			
		AM/FM RADIO	TAPE	CD	MP3 AUX JACK	BLUETOOTH	HEADPHONE JACK	BATTERIES	AC	BUTTON	SLIDE SWITCH	RADIO	TAPE	CD	MP3	PLAY	PAUSE	STOP	ADVANCE
4090	BLUETOOTH/MP3 AUDIO CENTER 	No	No	No	Yes for Speaker Use	Yes iOS Devices Only & Android	Yes	USB	No	Yes	No	N/A	N/A	N/A	Built-in Switches	Yes	Yes	Yes	Yes
393		Yes	Yes	Yes	Yes	No	No	Yes 8 D	No	No	Yes	ALL: Momentary, On/Off, Latch or Wireless	ALL: Momentary, On/Off, Latch or Wireless	Momentary & Wireless Only	Not Switch Adapted	Yes	CD & Tape Only	Radio Only	No
5943		Yes	Yes	Yes	Yes	No	Yes	Yes 6 C	No	No	Yes	N/A	N/A	N/A	N/A	Yes	Yes	Yes	Yes

ITEM #	ITEM NAME	Media Type Available on Device						Power Source		Power On/Off Mechanism		Device Functions and Types of Switches That Can Be Used				What Switches Control			
		AM/FM RADIO	TAPE	CD	MP3 AUX JACK	BLUETOOTH	HEADPHONE JACK	BATTERIES	AC	BUTTON	SLIDE SWITCH	RADIO	TAPE	CD	MP3	PLAY	PAUSE	STOP	ADVANCE
3414	PORTABLE CD PLAYER W/RADIO 	Yes	No	Yes	Yes	No	No	Yes 6 C	No	Yes	No	ALL: Momentary, On/Off, Latch or Wireless	N/A	Momentary & Wireless Only	Not Switch Adapted	Yes	CD Only	Radio Only	No
3420	SONY BOOM BOX 	Yes	Yes	Yes	Yes	No	Yes	6 C	No	Yes	No	Momentary & Wireless	Momentary & Wireless	Momentary & Wireless	Not Switch Adapted	Yes	Tape & CD	Radio Only	No
3423	SONY BOOM BOX W/AC ADAPTER 	Yes	Yes	Yes	Yes	No	Yes	2 AA for circuit only	Yes	Yes	No	Momentary & Wireless	Momentary & Wireless	Momentary & Wireless	Not Switch Adapted	Yes	Tape & CD	Radio Only	No
6	SING ALONG CD PLAYER 	No	No	Yes	No	No	Yes	Yes 8 C	No	No	Yes	N/A	N/A	Momentary & Wireless Only	N/A	Yes	Yes	No	No

ITEM #	ITEM NAME	Media Type Available on Device						Power Source		Power On/Off Mechanism		Device Functions and Types of Switches That Can Be Used				What Switches Control			
		AM/FM RADIO	TAPE	CD	MP3 AUX JACK	BLUETOOTH	HEADPHONE JACK	BATTERIES	AC	BUTTON	SLIDE SWITCH	RADIO	TAPE	CD	MP3	PLAY	PAUSE	STOP	ADVANCE
342	 CD WALKMAN	Yes	No	Yes	No	No	Yes	Yes 2 AA	No	No	Yes	Yes but No Switch Control	N/A	Momentary & Wireless Only	N/A	Yes	Yes	No	No

GLOSSARY FOR CHART

Momentary Switch - Press the switch and the device stays on as long as you maintain pressure on the switch. Once you release the switch, the device stops working.

On/Off or Latch Switch - Press the switch once and release, the device turns on. Press the switch a second time and release, the device turns off. Works just like a light switch. (See Item #7805 On/Off Jumbo Switch)

Timer Switch - You can preset an amount of time that a device will stay on once the switch is pressed. The time can be set for 0 to 120 seconds. Once the timer is set, press the switch once and release and the device will activate for the time recorded.

Wireless Switch - When the switch is pressed, it transmits a signal to the receiver (included), which activates a device up to 20 feet away. (See Item #786 Wireless Gumball Switch)